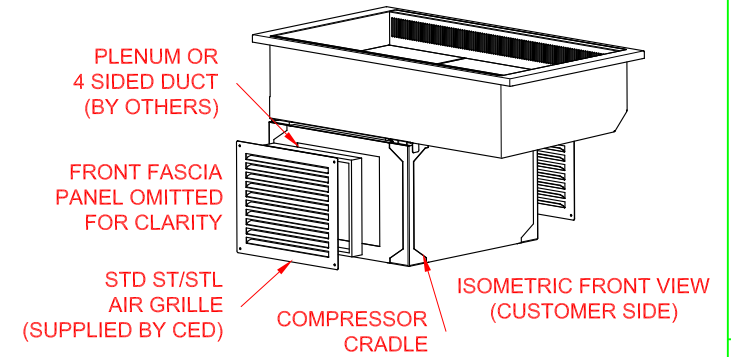
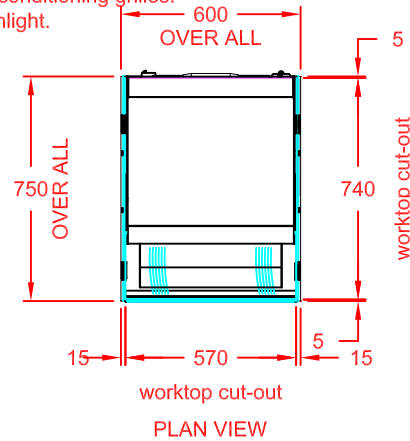
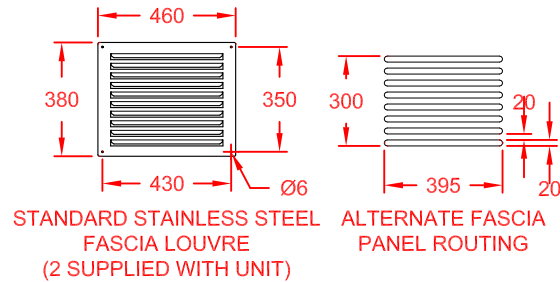
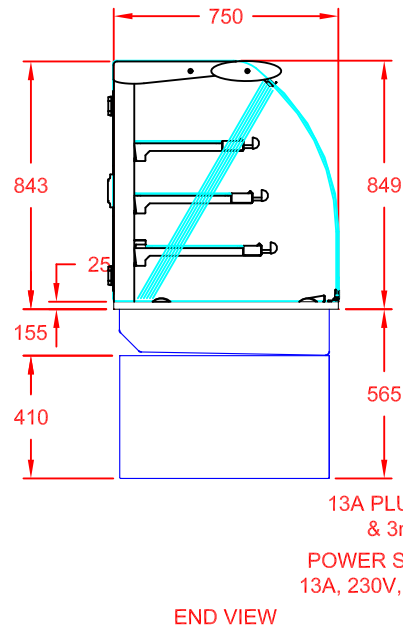


### Ventilation / Display Performance Considerations

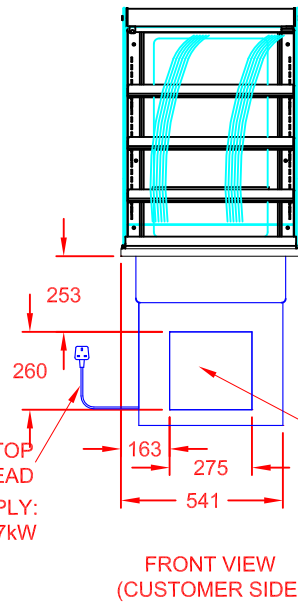
- 1) Area in which display is to be sited must have a minimum room floor area no less than 17 sq m.
- 2) Install over a sealed floor or ventilated floor void.
- 3) Do not site the display within 2m of ceiling mounted air conditioning grilles.
- 4) Do not site the display beneath a high level of direct sunlight.
- 5) Display will operate in a 24 hour environment.
- 6) Access to maintain condensing unit should be made via removable fascia panels or doors to customer and operator side of counter.



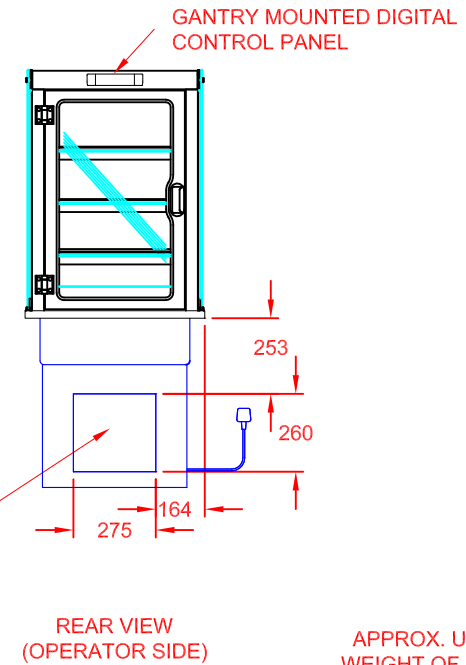
A PLENUM OR 4 SIDED TUNNEL MUST BE FITTED BETWEEN THE REAR FACE OF THE CUSTOMER SIDE FASCIA PANEL AND THE FRONT FACE OF THE COMPRESSOR CRADLE, AROUND THE AIR INTAKE CUT-OUT, TO STOP THE RE-CIRCULATION OF HOT AIR FROM THE COMPRESSOR.



13A PLUG TOP & 3m LEAD  
POWER SUPPLY:  
13A, 230V, 1.17kW



CUT-OUT FOR  
AIR GRILLE IN  
FRONT FASCIA



CUT-OUT FOR  
AIR GRILLE IN  
REAR FASCIA

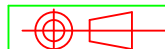
APPROX. UN-CRATED  
WEIGHT OF UNIT: 144Kg



CED FABRICATIONS LTD  
UNITS A1-A4, FALCON COURT  
CLAYTON BUSINESS PARK  
CLAYTON-LE-MOORS  
HYNDBURN  
LANCASHIRE BB5 5JD

This drawing and information herein is confidential to CED Fabrications Ltd. It is issued in confidence that it will not be disclosed to any third party in part or in whole without permission from CED FABRICATIONS Ltd.

© CED FABRICATIONS LTD



### DESCRIPTION:

DESIGNLINE DROP-IN PATISSERIE  
600mm ASST SERV COLD - REAR DOORS  
HYDROCARBON TYPE-R290 REFRIGERANT

SCALE: 1 : 2.5 @ A4 REV No: A

PRODUCT  
CODE:

PC6ASHTD